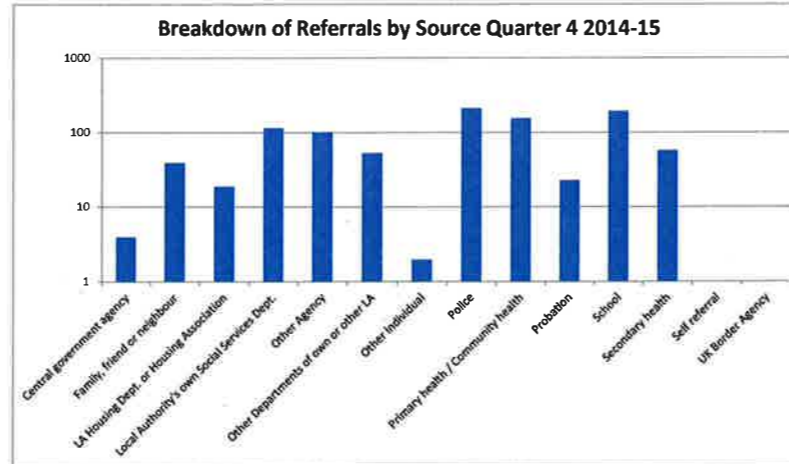


Referrals - Quarter 4 2014-15 Summary

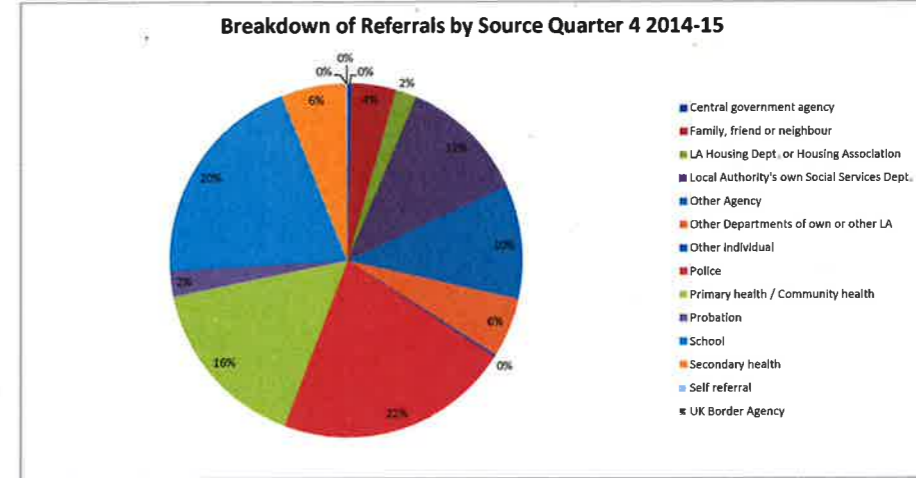
No of Referrals Quarter 4 2014 - 15 992

Source of Referral	Total	Total %
Central government agency	4	0.4%
Family, friend or neighbour	40	4.0%
LA Housing Dept. or Housing Association	19	1.9%
Local Authority's own Social Services Dept.	117	11.8%
Other Agency	103	10.4%
Other Departments of own or other LA	54	5.4%
Other individual	2	0.2%
Police	215	21.7%
Primary health / Community health	158	15.9%
Probation	23	2.3%
School	197	19.9%
Secondary health	58	5.8%
Self referral	1	0.1%
UK Border Agency	1	0.1%
Grand Total	992	100.0%
Referrals started in next quarter	14	
Referrals resulting from contacts in previous quarter	2	
Total referrals resulting from contacts in current quarter	1,004	

Breakdown of Referrals by Source Quarter 4 2014-15

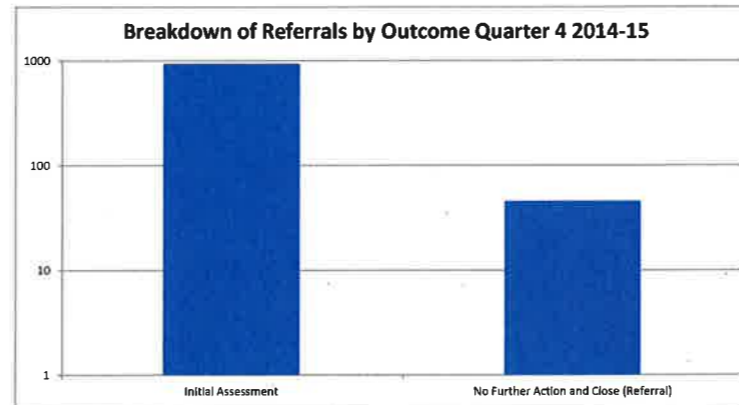


Breakdown of Referrals by Source Quarter 4 2014-15



Referral Outcome	Total	Total %
Initial Assessment	946	95.4%
No Further Action and Close (Referral)	46	4.6%
Grand Total	992	100.0%
Referrals started in next quarter	14	
Referrals resulting from contacts in previous quarter	2	
Total referrals resulting from contacts in current quarter	1,004	

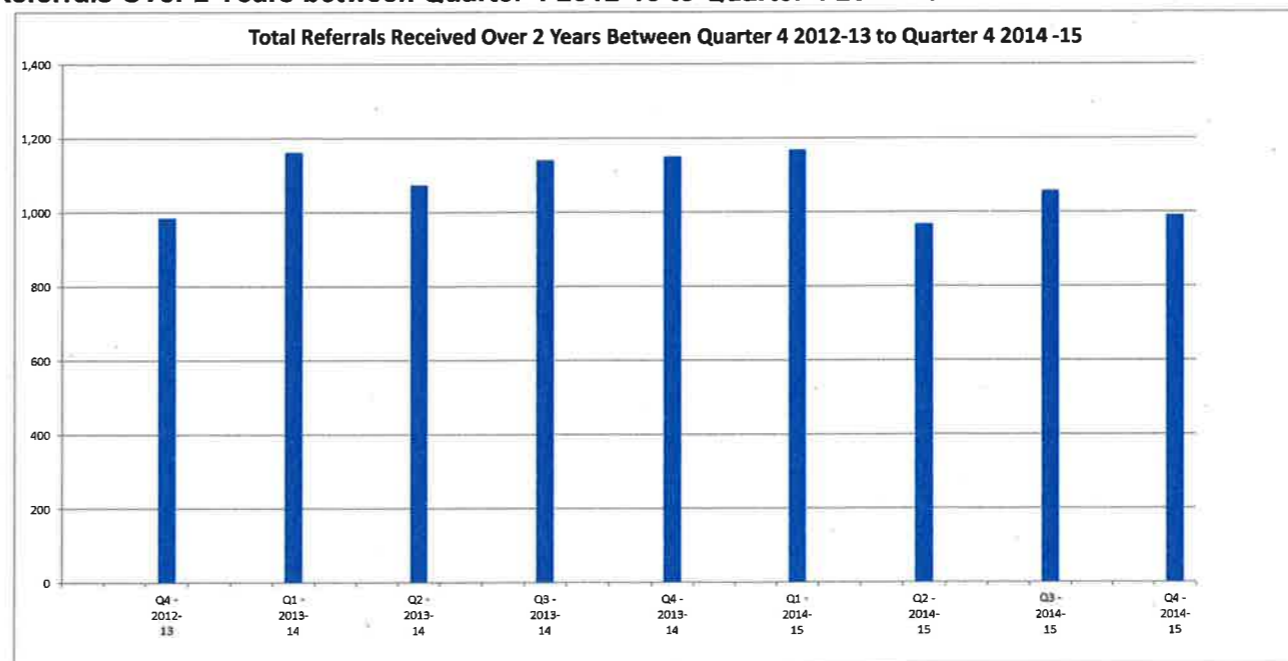
Breakdown of Referrals by Outcome Quarter 4 2014-15



Total Referrals Over 2 Years between Quarter 4 2012-13 to Quarter 4 2014-15

Month	Month Total	Quarter	Quarter Total
Jan-13	282		
Feb-13	401		
Mar-13	303	Q4 - 2012-13	986
Apr-13	384		
May-13	391		
Jun-13	388	Q1 - 2013-14	1,163
Jul-13	387		
Aug-13	362		
Sep-13	326	Q2 - 2013-14	1,075
Oct-13	406		
Nov-13	388		
Dec-13	348	Q3 - 2013-14	1,142
Jan-14	395		
Feb-14	385		
Mar-14	371	Q4 - 2013-14	1,151
Apr-14	339		
May-14	405		
Jun-14	425	Q1 - 2014-15	1,169
Jul-14	368		
Aug-14	256		
Sep-14	345	Q2 - 2014-15	969
Oct-14	371		
Nov-14	360		
Dec-14	327	Q3 - 2014-15	1,058
Jan-15	303		
Feb-15	335		
Mar-15	354	Q4 - 2014-15	992

Total Referrals Received Over 2 Years Between Quarter 4 2012-13 to Quarter 4 2014-15



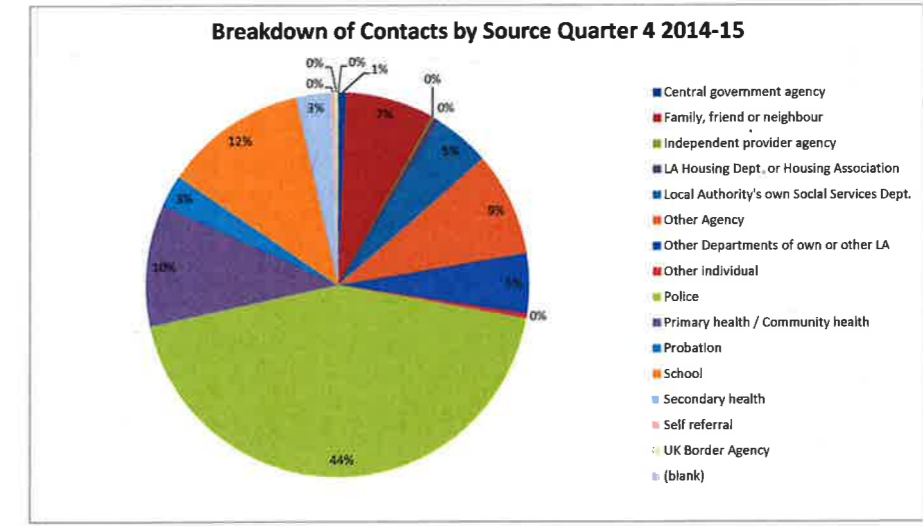
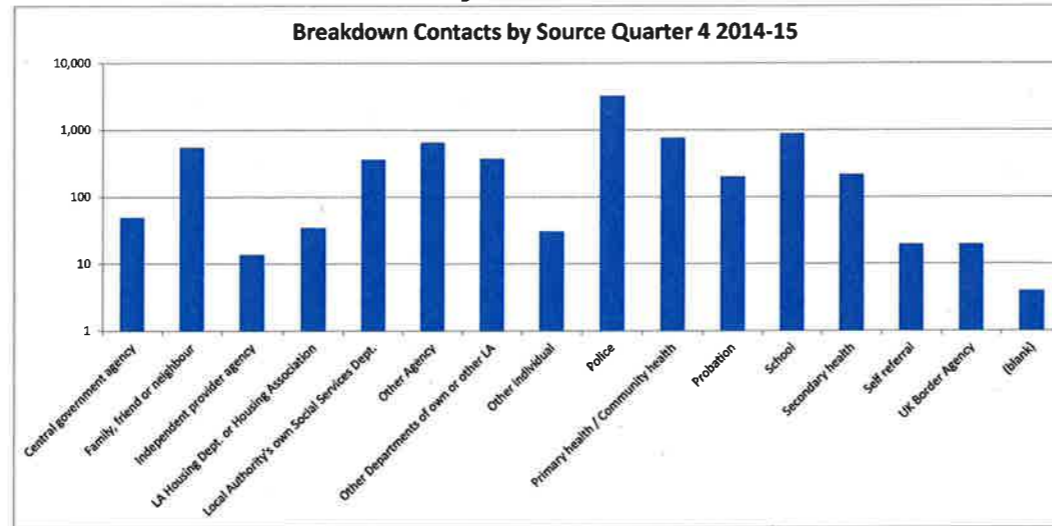
Contacts - Quarter 4 2014-15 Summary

Total No of Contacts in Quarter 4 2014-15 7,539

Source of Contact	Total	Total %
Central government agency	50	0.7%
Family, friend or neighbour	561	7.4%
Independent provider agency	14	0.2%
LA Housing Dept. or Housing Association	35	0.5%
Local Authority's own Social Services Dept.	369	4.9%
Other Agency	658	8.7%
Other Departments of own or other LA	379	5.0%
Other individual	31	0.4%
Police	3,299	43.8%
Primary health / Community health	772	10.2%
Probation	205	2.7%
School	902	12.0%
Secondary health	220	2.9%
Self referral	20	0.3%
UK Border Agency	20	0.3%
(blank)	4	0.1%
Grand Total	7,539	100.0%

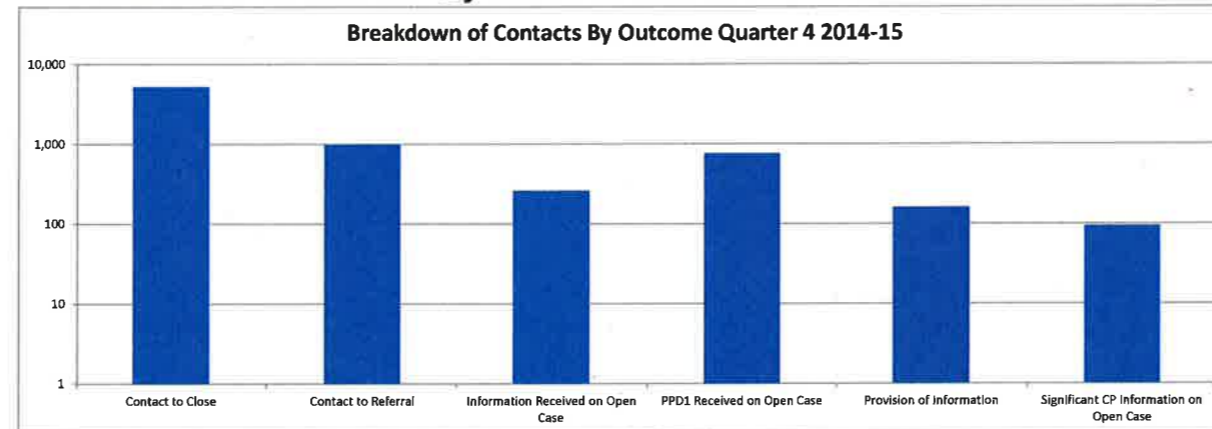
Referrals resulting from contacts in previous quarter (blank) = No information recorded on CareFirst

Breakdown of Contacts by Source Quarter 4 2014-15



Contact Outcome	Total	Total %
Contact to Close	5,249	69.6%
Contact to Referral	1,004	13.3%
Information Received on Open Case	262	3.5%
PPD1 Received on Open Case	766	10.2%
Provision of Information	163	2.2%
Significant CP Information on Open Case	95	1.3%
Grand Total	7,539	100.0%

Breakdown of Contacts By Outcome Quarter 4 2014-15



Contacts Received Over 2 Years between Quarter 4 2012-13 to Quarter 4 2014-15

Month	Month Total	Quarter	Quarter Total
Jan-13	1,853		
Feb-13	2,009		
Mar-13	2,006	Q4 - 2012-13	5,868
Apr-13	2,186		
May-13	2,333		
Jun-13	2,158	Q1 - 2013-14	6,677
Jul-13	2,445		
Aug-13	2,131		
Sep-13	2,213	Q2 - 2013-14	6,789
Oct-13	2,270		
Nov-13	2,014		
Dec-13	1,789	Q3 - 2013-14	6,073
Jan-14	2,040		
Feb-14	2,199		
Mar-14	2,087	Q4 - 2013-14	6,326
Apr-14	1,995		
May-14	2,074		
Jun-14	2,360	Q1 - 2014-15	6,429
Jul-14	2,397		
Aug-14	2,080		
Sep-14	2,560	Q2 - 2014-15	7,037
Oct-14	2,688		
Nov-14	2,487		
Dec-14	2,245	Q3 - 2014-15	7,420
Jan-15	2,656		
Feb-15	2,329		
Mar-15	2,554	Q4 - 2014-15	7,539

